

STEP 1

Go to <https://charity.pledgeit.org/MillionDollarBikeRide>

STEP 2

Click on REGISTER

2023 Million Dollar Bike Ride

Jun 10, 2023

Riding for rare disease research

DONATE REGISTER

9TH

Made with Tango.us

STEP 3


Click on In-Person Cyclist - Fundraising Required

2023 Million Dollar Bike Ride
Jun 10, 2023

Once you complete your registration purchase, you will have the option to select which Disease Team you would like to join.

If you do not wish to affiliate with a specific team, please choose "Team JumpStart". Funds raised by "Team JumpStart" will go towards the Orphan Disease Center's [JumpStart program](#), which supports research initiatives for under-resourced disease groups.

In-Person Cyclist - Fundraising Required
\$30

 This ticket requires fundraising a minimum of \$250 by Jun 10, 2023

In-Person Cyclist - Fundraising Optional
\$65

Fundraising is *not* required for this registration. Pledge It will set up a fundraising page for you, but you *DO NOT* have to utilize it. It is strongly advised that you do not "opt out" of fundraising on the next page. Having the fundraising page (even if you don't utilize it) will link your registration to the proper team, giving you access to team announcements, fundraising efforts, and registration updates.

Your shopping bag

Made with Tango.us

STEP 4

Enter your personal information

Address *
707 S. Warnock Street

Address 2
Apt., Suite, Bldg, etc.

City *
PHILADELPHIA

State *
-

Zip *
19147

Country *
United States

Are you 16+ years old? *
Riders must be 16+ years of age in order to cycle in the Benefit.

Yes

No

Disease Team you are riding with: *
If you do not wish to affiliate with a specific team, please choose "Team JumpStart". Funds raised by "Team JumpStart" will go towards the ODC's JumpStart program, which supports research initiatives

Made with Tango.us

STEP 5

Select route and agree to waivers

"Team JumpStart" will go towards the ODC's JumpStart program, which supports research initiatives for under-resourced disease groups.

Select...

Which route will you be participating in? (You are not required to stick with your choice on the day of the ride!)*

Short (10 Miles)

Medium (32 Miles)

Long Route (70 Miles)

Virtual Route (any amount)

TShirt Size (unisex)*
*Preferred size not guaranteed at time of pick up

Select...

Jersey Size*
*Preferred size not guaranteed at time of pick up

Select...

XS

S

M

XL

XXL

2023 WAIVER AND RELEASE FROM LIABILITY *

I, the undersigned participant in the event identified below, am exercising my own free choice to participate voluntarily in "The Million Dollar Bike Ride" for the Orphan Disease Center at the University of Pennsylvania ("the Benefit"). I understand that there are certain risks to my personal safety connected with my participating in the Benefit. I further understand that those risks may result from actions and omissions of other participants in the Benefit, my own possible failure to exercise due care during the Benefit, the presence and operation of motor vehicles on and near the

I agree

2023 PHOTOGRAPH AND VIDEO AUTHORIZATION AND RELEASE *

Made with Tango.us

STEP 6

Select your team

Country*

United States

Are you 16+ years old?*

Riders must be 16+ years of age in order to cycle in the Benefit.

Yes

No

Disease Team you are riding with:*

If you do not wish to affiliate with a specific team, please choose "Team JumpStart". Funds raised by "Team JumpStart" will go towards the ODC's JumpStart program, which supports research initiatives for under-resourced disease groups.

Select...

Team JumpStart

APBD Tour de Friends

A-T Children's Project and Derek's Dreams

Cohen Syndrome Champions

Cure CMD

LAM Foundation Easy Breathers

LGDA/LMI Riders

TShirt Size (unisex)*
*Preferred size not guaranteed at time of pick up

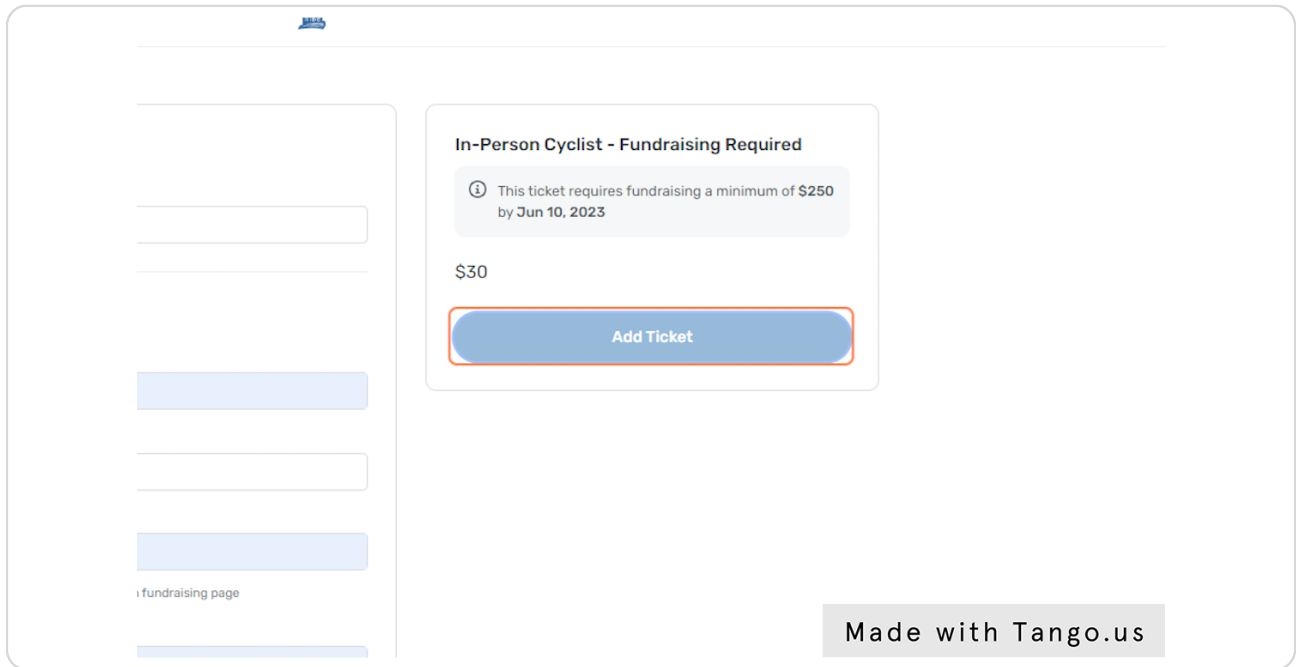
M

Jersey Size*
*Preferred size not guaranteed at time of pick up

Made with Tango.us

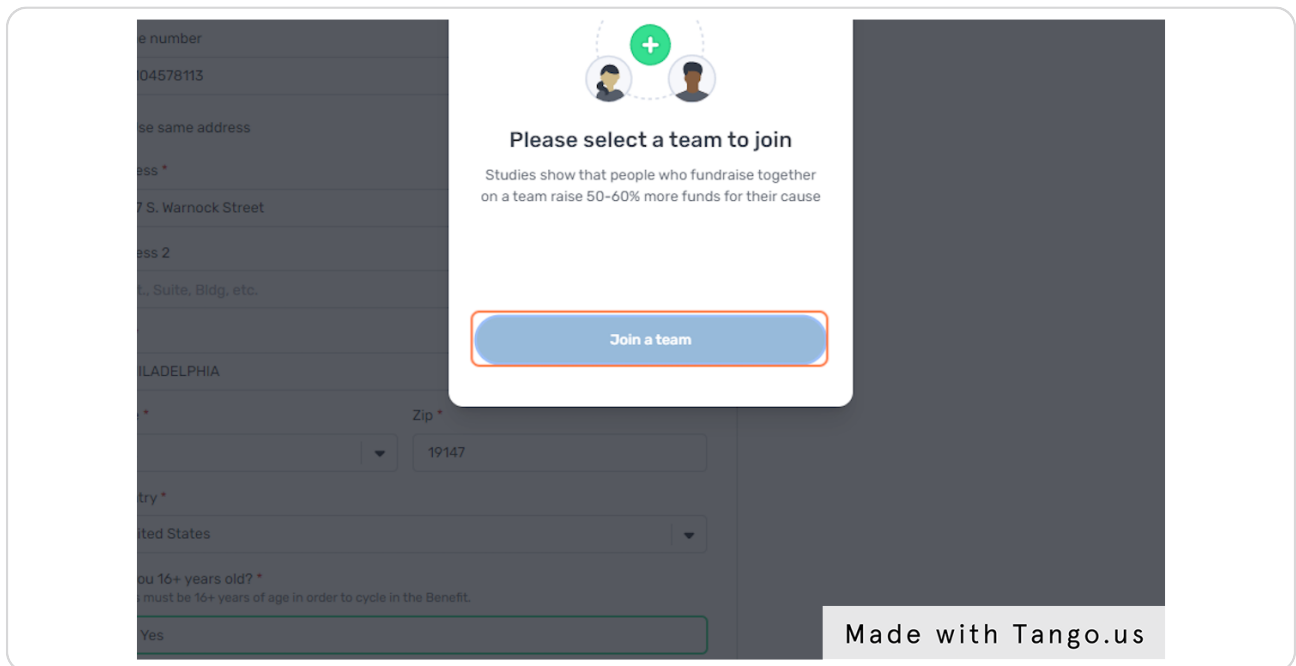
STEP 7

Click on Add Ticket



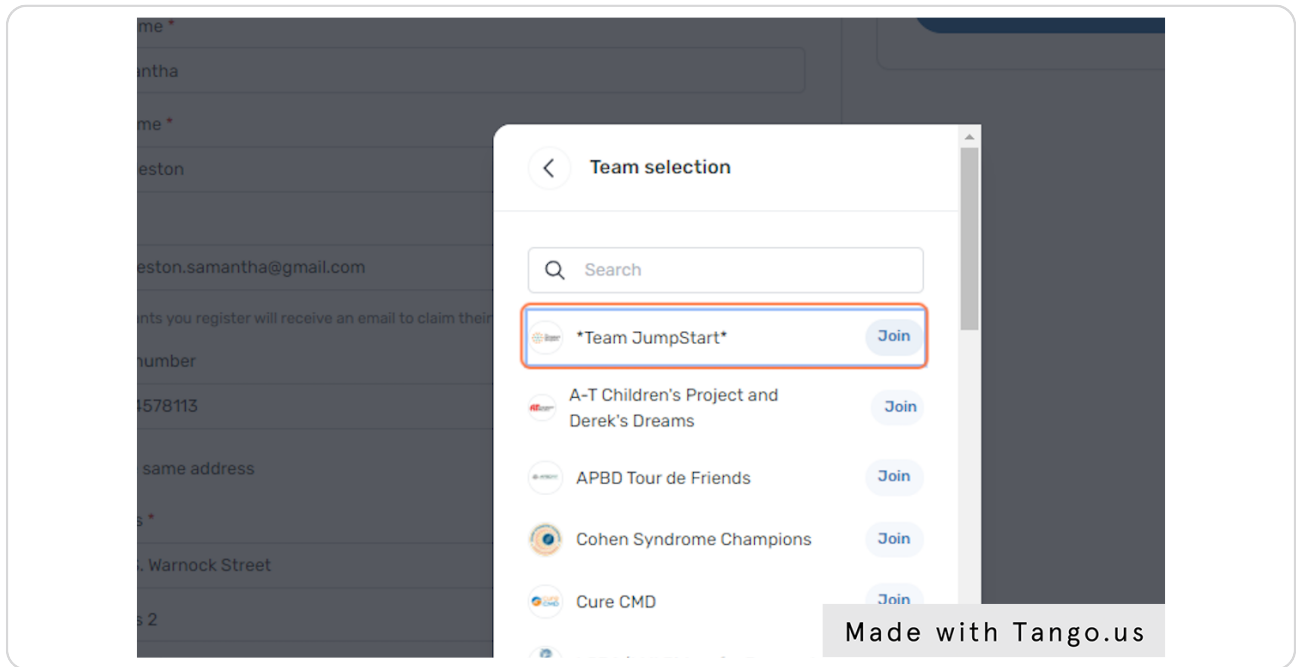
STEP 8

Click on Join a team



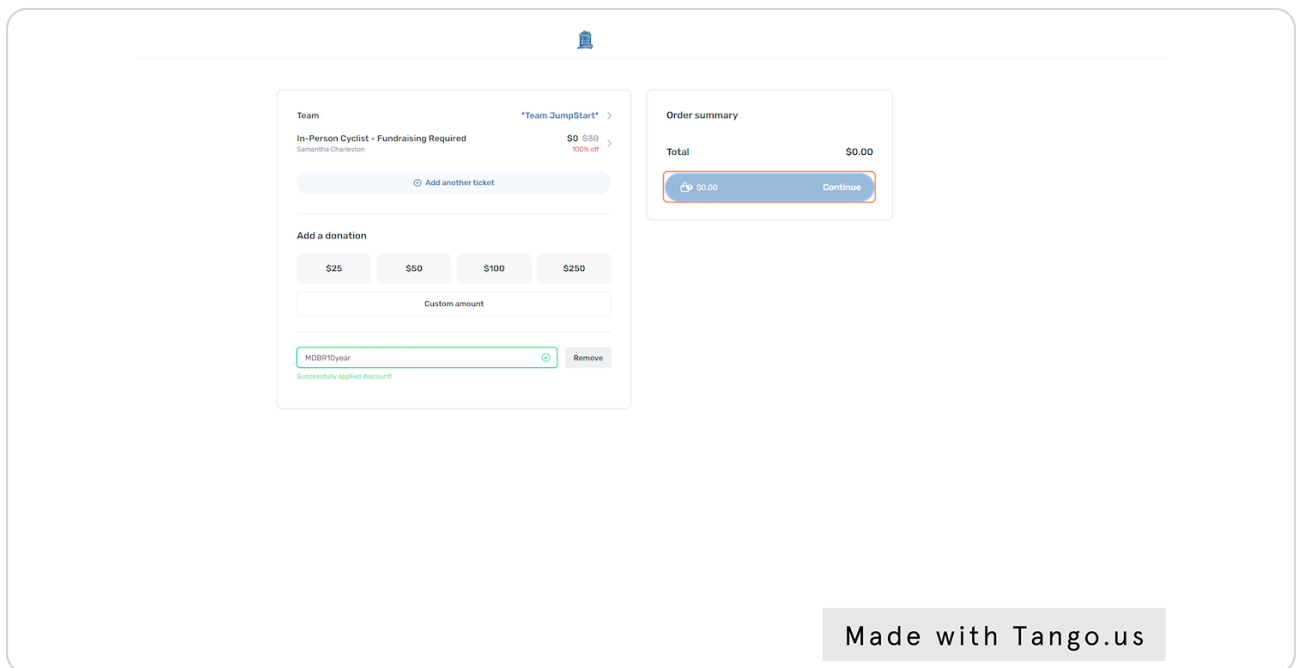
STEP 9

Click on your team name



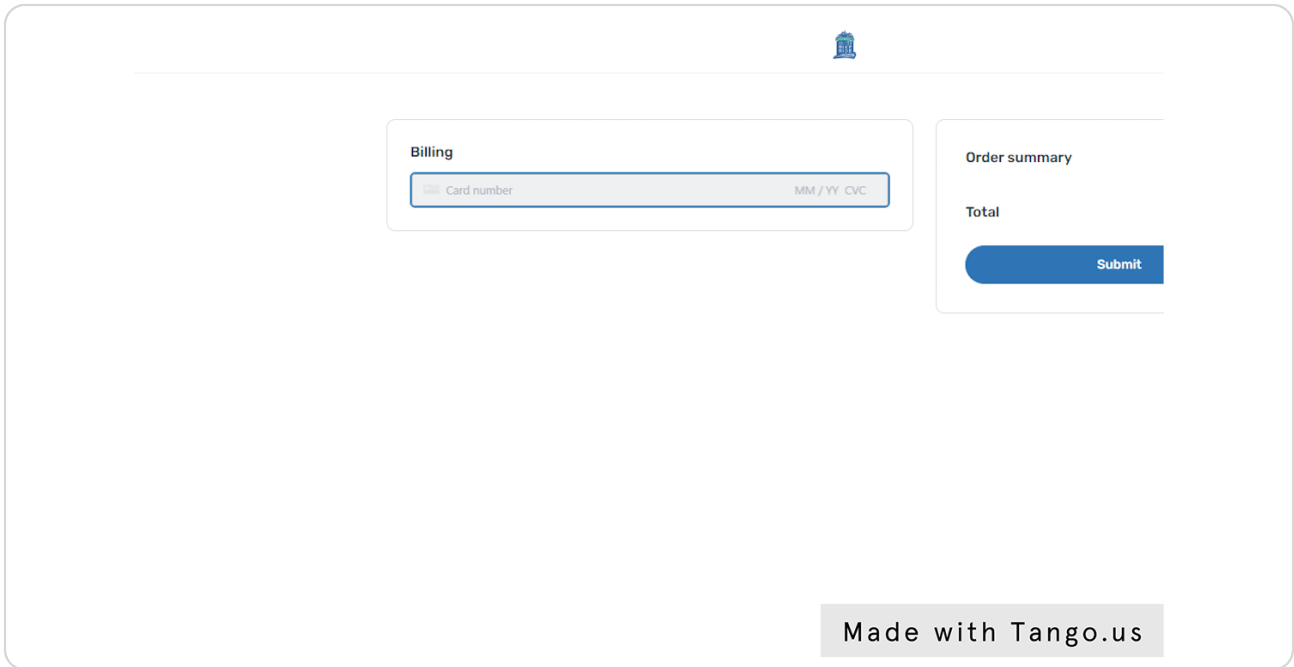
STEP 10

Add optional donation and click continue"



STEP 11

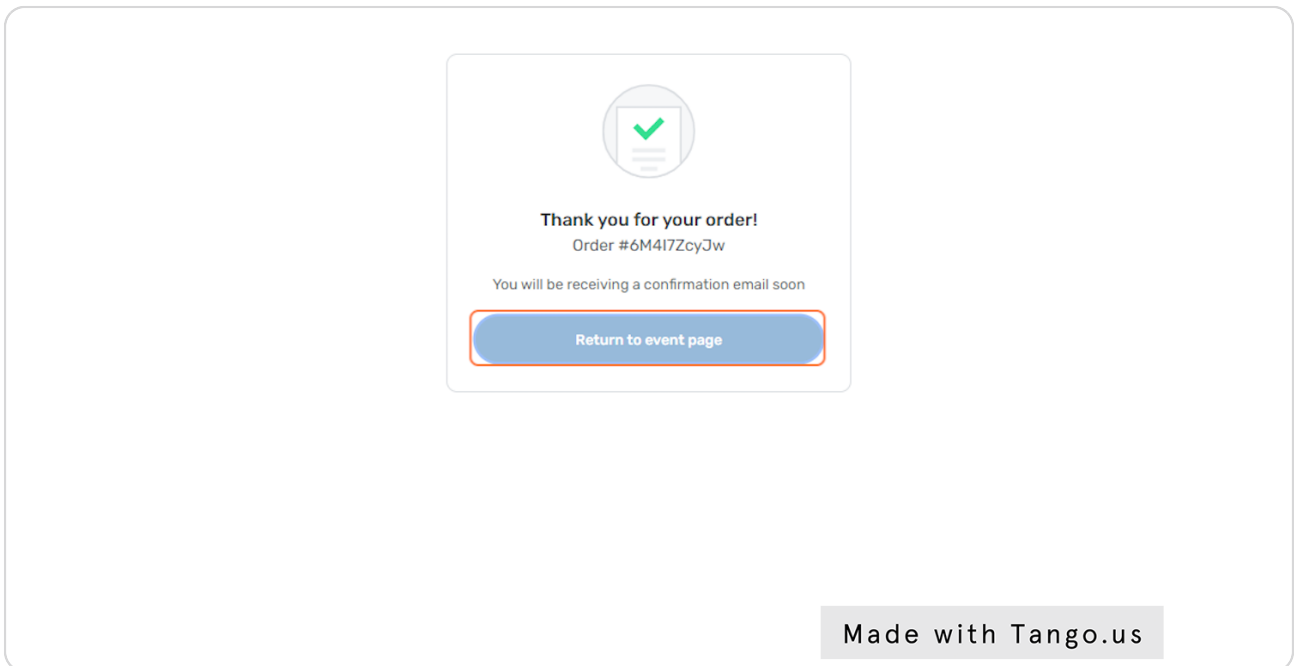
Enter your credit card information and click "submit"



The screenshot shows a payment interface. At the top center is a small blue icon of a building. Below it, there are two main sections. The 'Billing' section on the left contains a form with two input fields: 'Card number' and 'MM / YY CVC'. The 'Order summary' section on the right shows a 'Total' label and a blue 'Submit' button. A grey watermark 'Made with Tango.us' is located in the bottom right corner of the screenshot.

STEP 12

Click on Return to event page



The screenshot shows a confirmation page. At the top center is a circular icon with a green checkmark. Below it, the text reads 'Thank you for your order!' followed by 'Order #6M417ZcyJw'. Underneath, it says 'You will be receiving a confirmation email soon'. At the bottom center is a blue button with the text 'Return to event page'. A grey watermark 'Made with Tango.us' is located in the bottom right corner of the screenshot.

STEP 13

Open your Pledge It confirmation email

STEP 14

Click on Complete your registration

2023 Million Dollar Bike Ride.

Your ticket requires raising a minimum of **\$250** for University of Pennsylvania, Penn Medicine Center for Orphan Disease Research, Million Dollar Bike Ride by **June 10, 2023**

Once you complete your registration, you can start collecting donations! We appreciate your support.

[Complete your registration](#)

(If you do not wish to fundraise, please contact the campaign manager by replying to this email.)

Event Details Made with Tango.us

STEP 15

Click on View your page



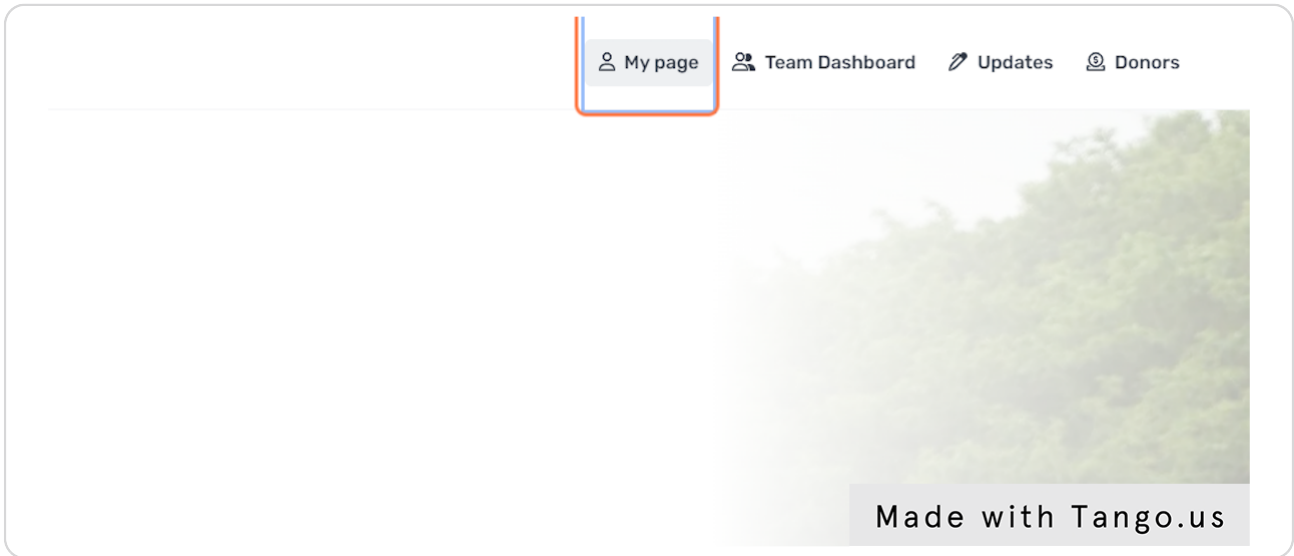
It looks like you already have a fundraising page for this campaign.

[View your page](#)

Made with Tango.us

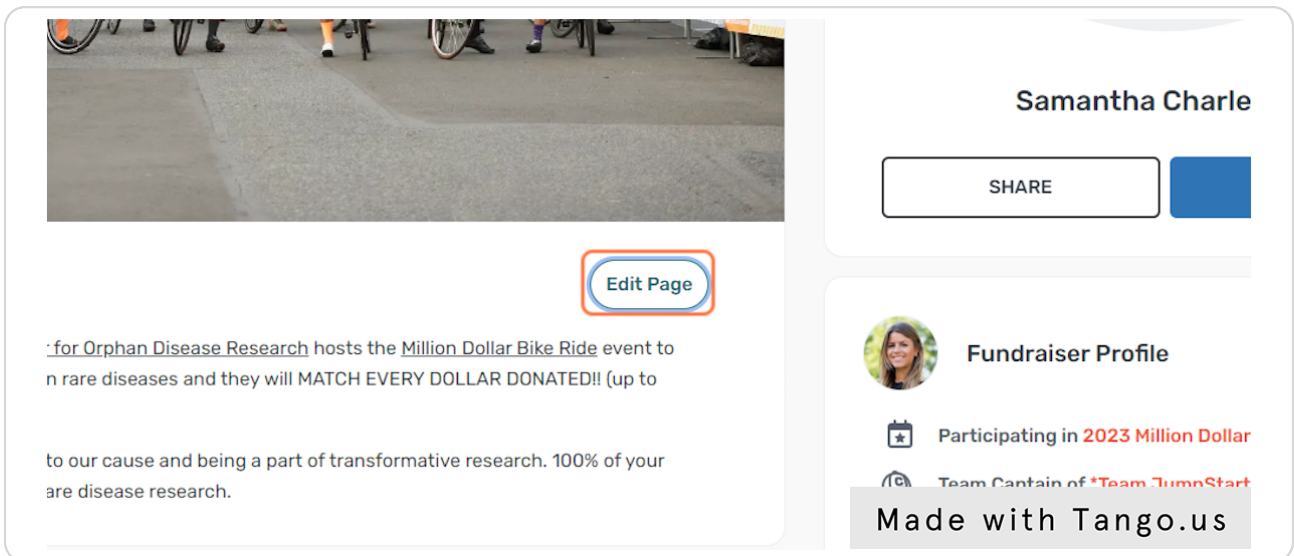
STEP 16

Click on My page



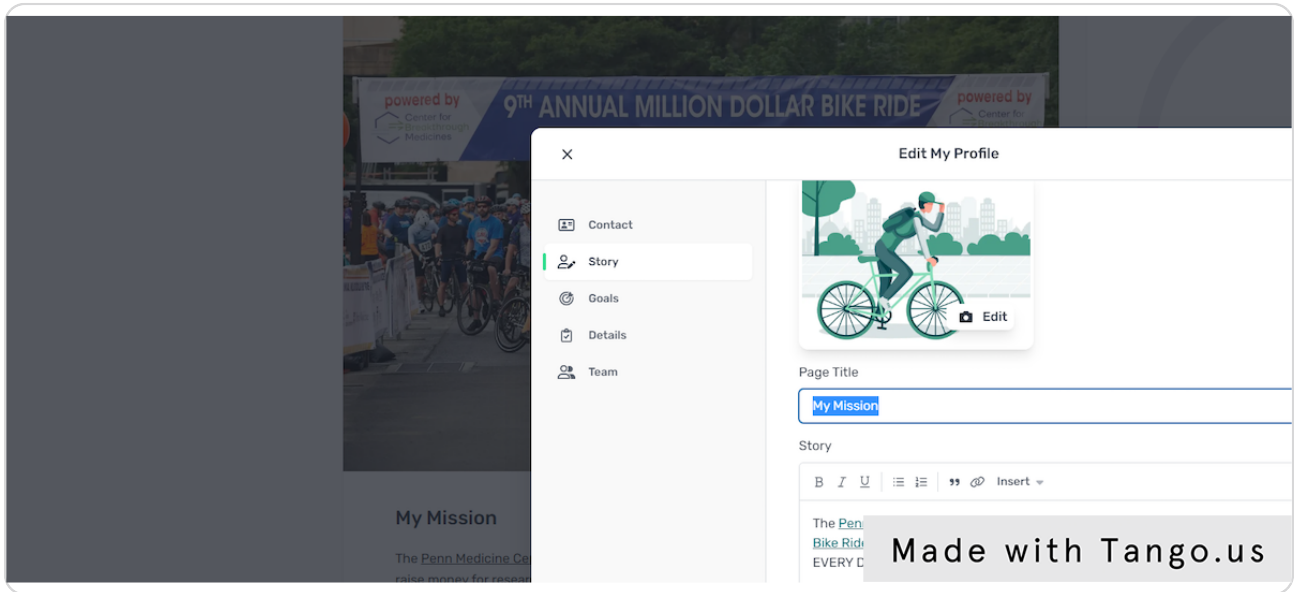
STEP 17

Click on Edit Page



STEP 18

Edit your page title



STEP 19

Edit your content as needed!

The screenshot displays a web editor interface for a fundraising page. On the left is a sidebar with navigation options: Story, Goals, Details, and Team. The main editing area is titled 'Story' and contains a text editor with a toolbar (B, I, U, list, link, insert) and a red border. The text in the editor reads: 'You can add your team's personalized language here!', followed by a paragraph about the Penn Medicine Center for Orphan Disease Research and a Million Dollar Bike Ride event, and a final paragraph encouraging donations. Below the editor is a 'Use Public Display Name' toggle. The right side of the screen shows a preview of the page with a 'DONATE' button and a footer with the text 'Made with Tango.us'.

Story

Page Title

Team JumpStart Fundraising Page

Story

B I U Insert

You can add your team's personalized language here!

The [Penn Medicine Center for Orphan Disease Research](#) hosts the [Million Dollar Bike Ride](#) event to raise money for research in rare diseases and they will MATCH EVERY DOLLAR DONATED!! (up to \$30,000).

Please consider donating to our cause and being a part of transformative research. 100% of your donation will go towards rare disease research.

Use Public Display Name

eston

DONATE

Team Captain of "Team JumpStart"

View My Commitment

Made with Tango.us